

# E-Plan New Changes

---

USER GROUP CONFERENCE  
2018/10/29 ~ 2018/10/30

# Agenda

---

## EPA Change

- XML / State Req.

## Tier2 Update

- New security setting

## Portal Update

- Facility Search
- Tier2 ZIP w/o Docs option
- PDF – 302, 311 report
- Plume

## Q&A

# EPA Change

---

FILING YEAR 2018

# EPA Tier2 Changes

---

- Exports and submission files – XML format only (Tier2 Zip file)
- No additional state requirement for filing year 2018.

## Indiana

2017

Facility State Fields – Mandatory

2018

Facility State Fields – Optional



# EPA/E-Plan Tier2 **Import** file format (Mer/XML)

In side of the Ter2 ZIP file

Name	Date modified	Type	Size
SitePlansTemp	10/25/2018 4:18 PM	File folder	
epcra_tier2_data.xml	10/25/2018 8:30 PM	XML Document	42 KB
Tier2ChemicalsInInventory.mer	10/25/2018 9:17 PM	MER File	2 KB
Tier2ChemInvLocations.mer	10/25/2018 9:17 PM	MER File	1 KB
Tier2ChemInvMixtures.mer	10/25/2018 9:17 PM	MER File	1 KB
Tier2Contacts.mer	10/25/2018 9:17 PM	MER File	1 KB
Tier2ContactsLink.mer	10/25/2018 9:17 PM	MER File	1 KB
Tier2Facilities.mer	10/25/2018 9:17 PM	MER File	2 KB
Tier2FacilityIDs.mer	10/25/2018 9:17 PM	MER File	1 KB
Tier2Phone.mer	10/25/2018 9:17 PM	MER File	1 KB
Tier2SitePlanLink.mer	10/25/2018 9:17 PM	MER File	1 KB

XML Format

AND/OR

MER Format

# MER Format Sample (OLD Format - up to 9 MER files)


```
AveAmount, AveAmountCode, CFacilityRouteRecordID, ChemInvRecordID, Cher  
"400 01" "001" "FATR2017PCQT2D001MU" "CTTR2017PCQT2D001M1" "1234456789"  
"4 CoEmail, CoMailAddress, CoMailCity, CoMailCountry, CoMailState, CoMailZip, Co  
"4 "duk RecordKey, ChemInvRecordID, FacilityRouteRecordID, LocationType, Location  
"duk "CTTR2017PCQT2D001MU" "FATR2017PCQT2D001MU" "FATR2017PCQT2D001MU" "001"  
"duk "CL RecordKey, FacilityRouteRecordID, ChemInvRecID, MxChem, MxCAS, Percentage, WtVol, I  
"duk "CL "CMT ContactRecordID, OtherRecordID, RecordKey  
"CTTR2017PCQT2D001MU" "FATR2017PCQT2D001MU" "CTTR2017PCQT2D001MU"  
"CTT DateSigned, DikeOrOtherSafeguard, FacilityDept, FacilityName, FacilityRecordID, FailedVali  
"CTT "02/01/0171", "", "", "Test", "FATR2017PCQT2D001MU", "", "Richardson", "USA", "Caswell", "02/2  
"CTT RecordKey, FacilityRecordID, Id, Type, Description, LastModified  
"FDT "FATR2017PCQT2D001MU" "FATR2017PCQT2D001MU" "FATR2017PCQT2D001MU" "001"  
"FDT RecordKey, ParentRecordID, Phone, Type, PhLastModified  
"PHTR2017PCQT2D001M1", "CTTR2017PCQT2D001M1", "1234456789", "24-hour", ""  
"PHTR2017PCQT2D002M1", "CTTR2017PCQT2D001M1", "4567891230", "24-hour", ""  
"PHTR2017PCQT2D003M2", "CTTR2017PCQT2D002M1", "1234456789", "24-hour", ""  
"PHTR2017PCQT2D004M2", "CTTR2017PCQT2D002M1", "4567891230", "24-hour", ""  
"PHTR2017PCQT2D005M3", "CTTR2017PCQT2D003M2", "1234456789", "24-hour", ""  
"PHTR2017PCQT2D006M3", "CTTR2017PCQT2D003M2", "4567891230", "24-hour", ""  
"PHTR2017PCQT2D007M4", "CTTR2017PCQT2D004M3", "4567891230", "24-hour", ""  
"PHTR2017PCQT2D008M4", "CTTR2017PCQT2D004M3", "1234456789", "24-hour", ""
```

# XML Format Sample

```
<?xml version="1.0" encoding="UTF-8"?>
- <epcraTier2Dataset xmlns="https://cameo.noaa.gov/epcra_tier2/data_standard/v1" version="1.0.0">
  - <dataset reportyear="2018">
    - <facilities>
      - <facility recordid="FATR2018PCNLZQ001BF">
        <facilityName>Test</facilityName>
        - <streetAddress>
          <street>800 Campbell</street>
          <city>Richardson</city>
          <state>FL</state>
          <zipcode>75010</zipcode>
        </streetAddress>
        - <mailingAddress>
          <street>800 Campbell</street>
          <city>Richardson</city>
          <state>FL</state>
          <zipcode>75010</zipcode>
          <country>USA</country>
        </mailingAddress>
        <county>Alachua</county>
      - <latLong>
        <latitude>32.9857228</latitude>
        <longitude>-96.75023120000003</longitude>
      </latLong>
      <sitePlanAttached>false</sitePlanAttached>
      <siteCoordAbbrevAttached>false</siteCoordAbbrevAttached>
      <dikeDescriptionAttached>false</dikeDescriptionAttached>
      <facilityInfoSameAsLastYear>false</facilityInfoSameAsLastYear>
      <nameAndTitleOfCertifier>Duk</nameAndTitleOfCertifier>
      <dateSigned>2018-10-24</dateSigned>
    - <phone recordid="PHTR2018PCNLZQ001BN">
      <phoneNumber/>
      <phoneType>24-hour</phoneType>
    </phone>
    <manned>false</manned>
    <maxNumOccupants>0</maxNumOccupants>
    <subjectToChemAccidentPrevention>true</subjectToChemAccidentPrevention>
  </dataset>
</epcraTier2Dataset>
```

# EPA/E-Plan Tier2 **Export** file format (XML Only)

---

Filename	Compressed ...	Original Size	Compr...	File Type
 epcra_tier2_data.xml	2,523	25,535	90%	XML Document

A XML file Inside of the Tier2 ZIP file

# CAMEO (Ver. 3.4.2 – Jan 2018)

---

- **IMPORT** File Format – XML/MER format
- **EXPORT** File Format – MER Format Only



# Tier2

---

# Online Tier2 Changes

---

- Account Creation
  - Security question
- Password Recovery
  - Reset Password Token (Time Restriction: 48 Hours)

# Account Creation

---

Password:	<input type="text"/>
Confirm Password:	<input type="text"/>
Name of Submitter:	<input type="text"/>
Email address:	<input type="text"/>
Password Question:	<input type="text" value="Select Password Question"/>
Password Answer:	<input type="text"/>
Please enter the below verification code (characters are case sensitive)	
<div>g7=Qh</div>	
<input type="button" value="Continue"/>	

# Password Change

---

## Account Information and Reporting Authority Email Addresses

Access ID

1000000

Submitter Name

Password

Edit

Email

**Emergency Plan Notification / Tier2 Reporting Authority Email Address(es)** (up to 5)

Add one email in each line or add comma(,) at the end of each email

# Password Change (cont.)

---

## E-Plan Online Facility Filing

### Change Password

Old Password:

New Password:

Confirm Password:

Password Question:

Password Answer:

[Continue](#)



# Password Reset

## Important Notes

Tier II forms for reporting year 2017 are due by **March 1, 2018**. For the reporting year 2017, **UT Dallas** institutes **an administrative charge** for those that use E-Plan for creating/filing online Tier II reports. See the [list](#) to see if a charge for creating/filing applies to each jurisdiction. Please view this step-by-step [guide](#) for more information.

For the reporting year, nine States (i.e., **Alabama, Florida, Georgia, Montana, New York, North Carolina, South Carolina, and Virginia**) and several Counties (i.e., **Warren County (OH), Albemarle County (VA), Hopewell City (VA), Patrick County (VA), Loudoun County (VA), Richmond City (VA), Smyth County (VA), and Waynesboro City (VA)**) accept E-Plan as a method of Tier II reports.

If your ERC and/or County LEPC's accept Tier2 Submit such as to file electronically, you can create and export data via E-Plan. [Contact Us](#) to ask a question or report a problem.

Visit your state's web site and the [EPA's State Tier II Reporting and Procedures](#) for submission details.

Watch the Tier II training video. Click [here](#) to watch.

## Sign In

If you have already registered for an account, enter your Access ID and password in the boxes below and Sign In to access or update your account and data.

[Forgot Access ID](#)

[Forgot Password](#)

[Sign In](#)

New to E-Plan?

[Create An Account](#)

Click "Forgot Password"

# Password Reset (cont.)

---




## Forgot Online Filing Password

Access ID

[Submit](#)

[Contact Us](#) | [FAQ](#) | [E-PLAN ONLINE TIER2 SUBMIT - USER'S GUIDE](#) | [E-PLAN ONLINE 302 SUBMIT - USER'S GUIDE](#)

# Password Reset (cont.)



## Success

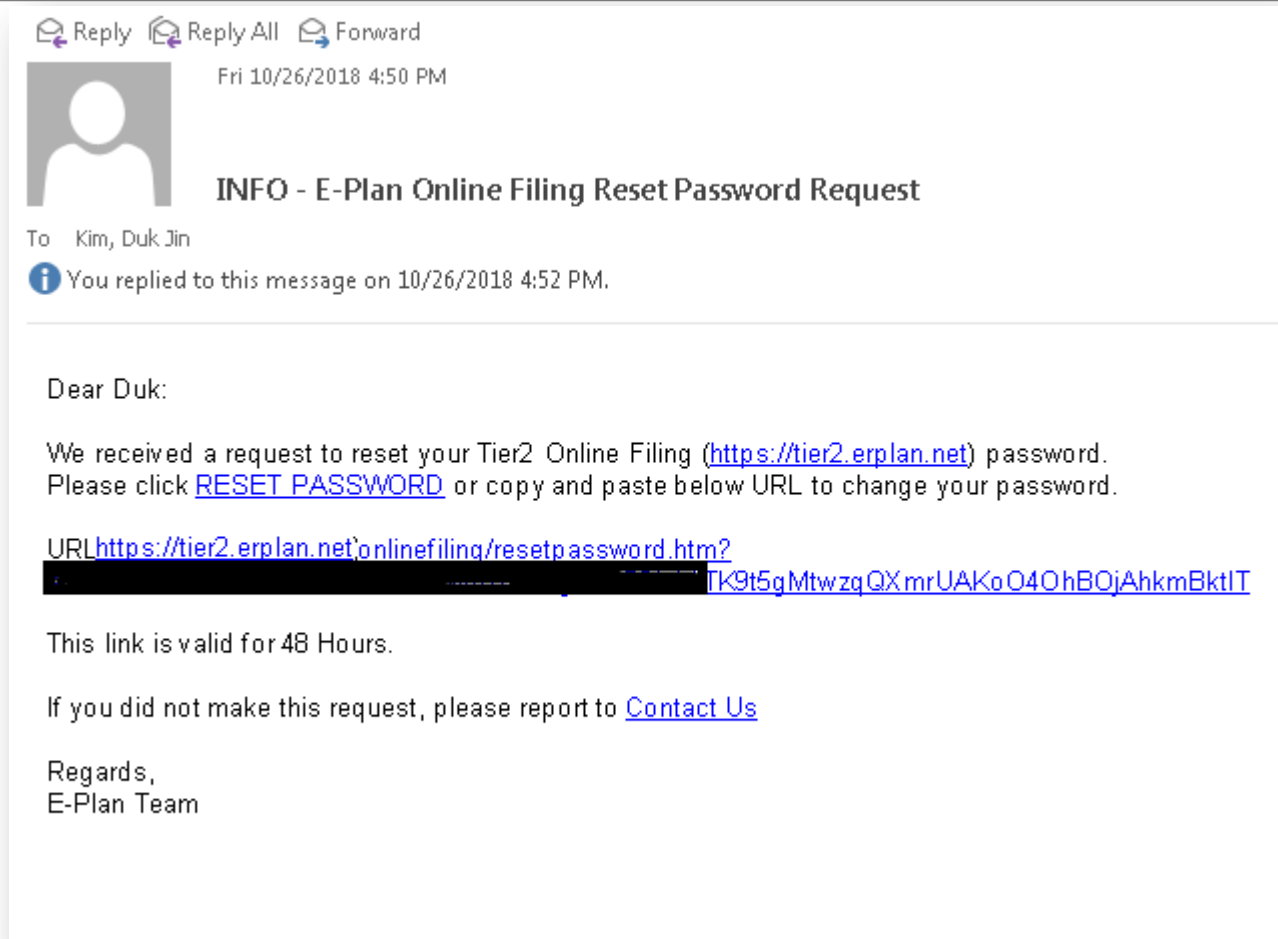
Password successfully sent to:

du\*\*\*@ut\*\*\*.edu

[Contact Us](#) | [Acceptable Use Policy](#) | [News](#)



© 2018 E-Plan

# Password Reset (cont.)



# Password Reset (cont.)

---



## E-Plan Online Facility Filing

### Reset Password

New Password:

Confirm Password:



[Continue](#)

[Contact Us](#) | [FAQ](#) | [E-PLAN ONLINE TIER2 SUBMIT - USER'S GUIDE](#) | [E-PLAN ONLINE 302 SUBMIT - USER'S GUIDE](#)



# Password Reset (cont.) With Security Question

---



**E-Plan Online Facility Filing**

**Reset Password**

What is the name of your first car?:

New Password:

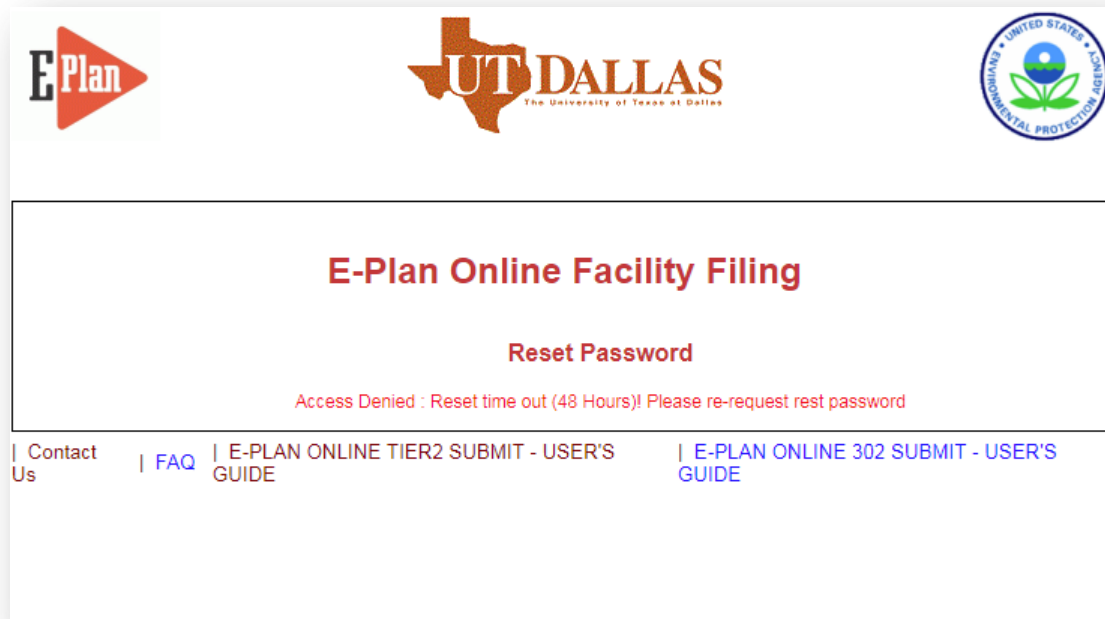
Confirm Password:

[Continue](#)

[Contact Us](#) | [FAQ](#) | [E-PLAN ONLINE TIER2 SUBMIT - USER'S GUIDE](#) | [E-PLAN ONLINE 302 SUBMIT - USER'S GUIDE](#)

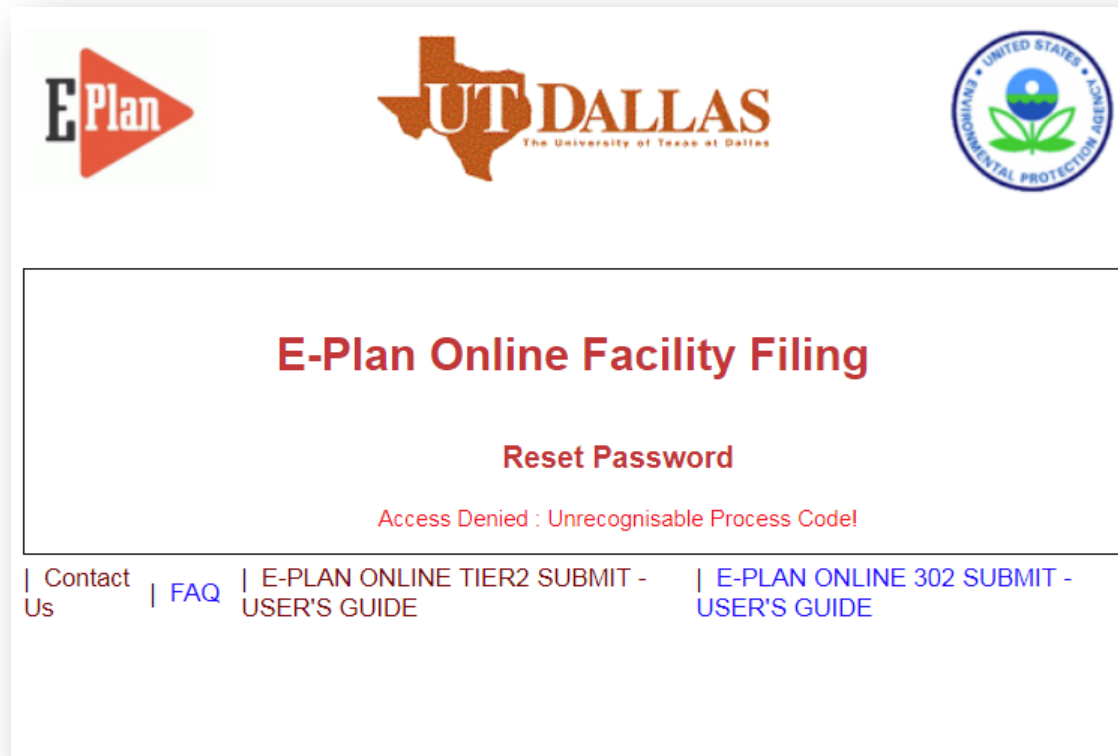
# Password Reset Timeout (48 hours)

---



# Password Reset Token Error

---



# Portal

---

# E-Plan Portal Changes

---

- Added Search Parameters
  - Search by Submission Time
  - Search by NAICS Code
- Documents exclusion while generating a Tier2 Zip File
- Excel File generation for Public record
- Multiple PDF Download Formats by Submission Chemical Types
  - Tier2, 302, and 311 PDF Format
- Enhanced Plume
  - New look and feel
  - Better Performance
  - Increased concurrent connection support (up to 10 users at the same time)



# Search parameters

## Facility Search

Search for Facility(ies) by giving search parameter

NAICS

## Search by NAICS Code

32

- 321113 Sawmills
- 321114 Wood Preservation
- 321211 Hardwood Veneer and Plywood Manufacturing
- 321212 Softwood Veneer and Plywood Manufacturing
- 321213 Engineered Wood Member (except Truss) Manufacturing

## Search by submission date

Search by Submission date (UTC)

mm/dd/yyyy

to mm/dd/yyyy

Newly submitted or modified facilities since last login ☐

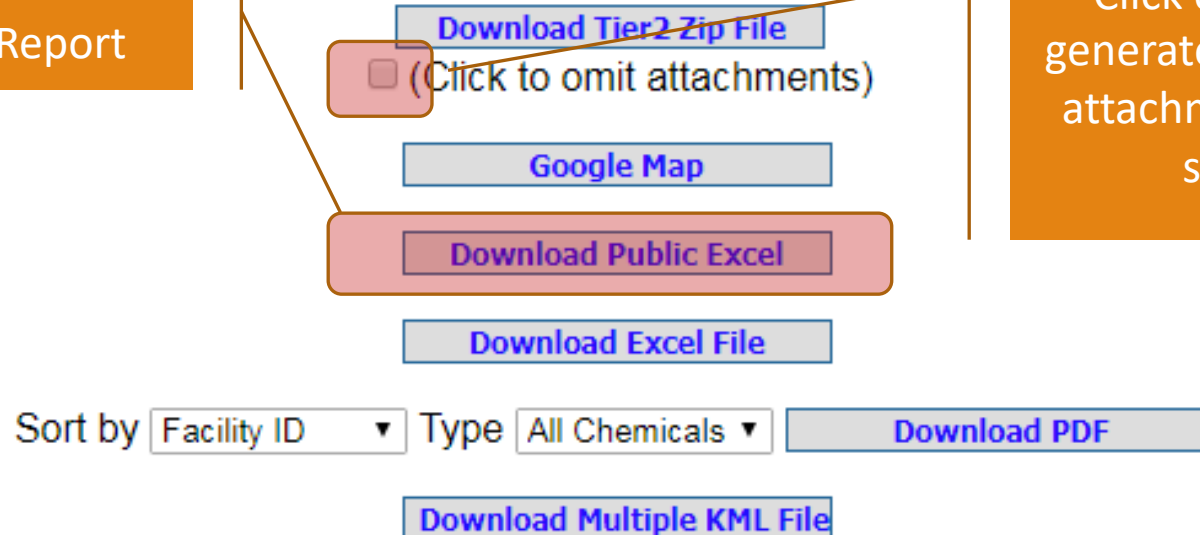
Search

Reset

# Public Record/Tier2 Zip

## Facility Search Result

Generate Public Report



The image shows a screenshot of a web interface for facility search results. A red box highlights the 'Download Tier2 Zip File' button and the checkbox '(Click to omit attachments)'. A line points from the 'Generate Public Report' text to the checkbox. Another line points from the checkbox to the 'Download Public Excel' button. Below the highlighted buttons are 'Google Map', 'Download Excel File', 'Sort by Facility ID', 'Type All Chemicals', 'Download PDF', and 'Download Multiple KML File'.

Download Tier2 Zip File

☐ (Click to omit attachments)

Google Map

Download Public Excel

Download Excel File

Sort by Facility ID ▼ Type All Chemicals ▼ Download PDF

Download Multiple KML File

Click checkbox to generate tier2 zip w/o attachments such as sitemap

# PDF Chemicals – Tier2



[Submission Home](#)

[Account Information](#) [Logout](#)

## E-Plan Online Filing Submission Management

Access ID: [REDACTED]

EPCRA 312 (Tier2)

EPCRA 302

EPCRA 304

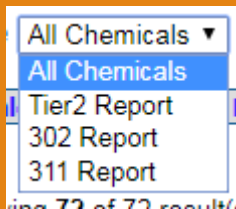
EPCRA 311

Facility Emergency Plans

ENTER NEW DATA

# PDF Chemicals - Portal(Cont.)

PDF With Corresponding  
Chemical list



## Facility Search Result

Download Tier2 Zip File

☐ (Click to omit attachments)

Google Map

Download Public Excel

Download Excel File

Sort by Facility ID ▼

Type All Chemicals ▼

Download PDF

Download Multiple KML File

# PDF Chemicals - Portal (Cont.)

---

## Facility Information

Facility

Show Google Map

Advance Google Map

Printer Friendly Version

Detailed View

Download Tier2 Zip File

Download Google Earth File

Facility Weather

Download 302 Report

Download Tier II Report

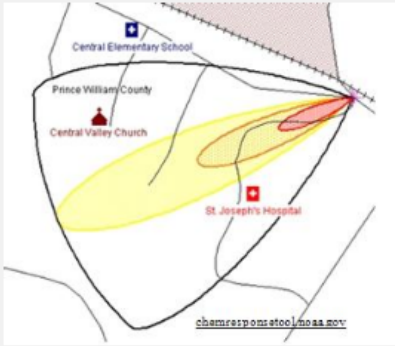
Download All Chemical PDF

## Facility Contact Information

# New Plume Modeling

[E-Plan Chemical Plume Mapping](#) [About](#) [Contact](#) [Instructions](#)

## Real-Time Chemical Plume Mapping & Geographic Information Reporting System



Real-time chemical plume profile

Census information report

Critical facilities display

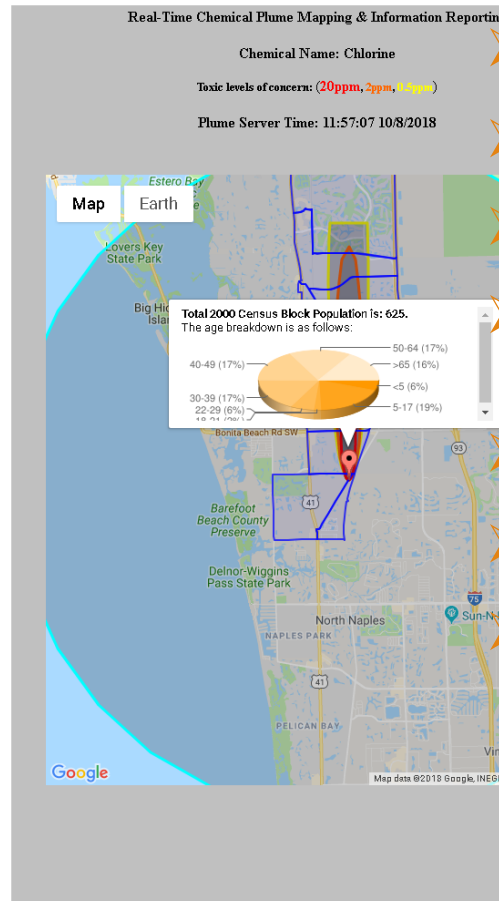
Draw Plume

It is highly recommended to read Instructions before you draw a plume.

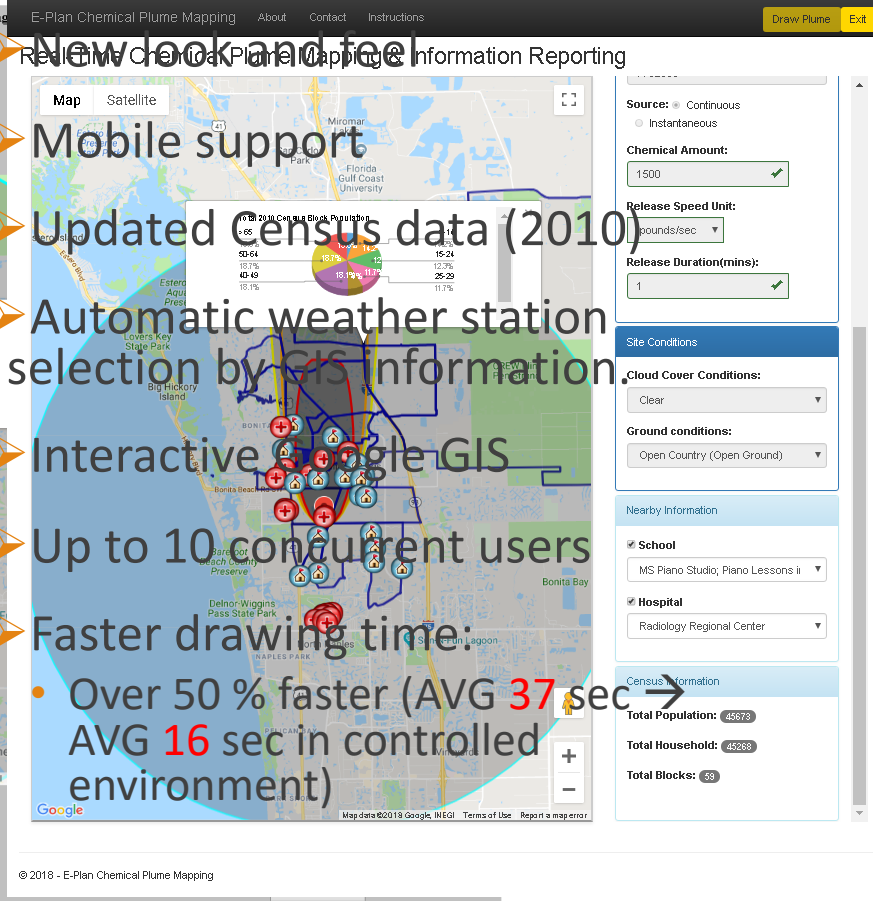
© 2018 - E-Plan Chemical Plume Mapping

# Main page

## Current Plume Page



## New Plume Page



- New look and feel
- Mobile support
- Updated Census data (2010)
- Automatic weather station selection by GIS information
- Interactive Google GIS
- Up to 10 concurrent users
- Faster drawing time:
  - Over 50 % faster (AVG 37 sec → AVG 16 sec in controlled environment)

